

SX

Autoclaves SX series

[SX-300] [SX-500] [SX-700]



POLY
SCIENTIFIC

TOMY

SPEEDY AUTOCLAVES SX SERIES



SX

Maximized chamber ca

Autoclaves SX series

[SX-300] [SX-500] [SX-700]



[SX-300]




[SX-500]




[SX-700]

NEW !

Easy operation using the “Top-open lid”



A top-open lid, which can be operated easily with a single hand or foot, is provided with the SX autoclaves. To open the lid, the lid lock is released by stepping on the foot pedal located at the bottom while pressing the lid down. The lid can be opened with minimal effort owing to mechanical assistance. In addition, the lid can be closed easily just by pressing it down.



Capacity at Minimum installation space

SPEEDY AUTOCLAVES

Saving the installation space

The main body is very compact owing to the design which provides through installation space saving. In addition, installation space at the side of the main body which is required for models employing a slide-open lid, which is not necessary at SX autoclaves top-open lid. Even when several SX autoclaves are installed side-by-side, the necessary installation space is minimized.

Cooling fan provided as a standard feature

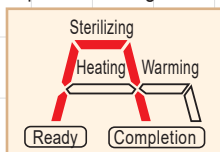
A rapid air-cooling function (vessel-cooling fan) permitting reduction of chamber cool down time is provided as a standard feature. This is most appropriate for lowering the temperature rapidly on completion of the cycle. The time required for lower the temperature is much reduced by employment of the cooling fan in comparison with natural cooling.

Sterilizing course selection

The optimal sterilizing course can be selected from among five courses, such as the liquid sterilizing course in addition to that for normal sterilization.

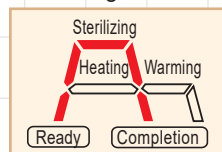


Liquid sterilizing course



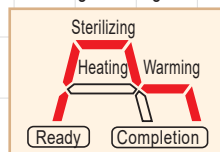
This is most appropriate course setting for prevention of sudden sample boiling

Sterilizing course



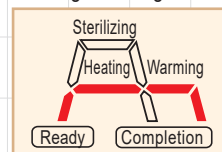
Course for normal sterilization

Sterilizing-warming course



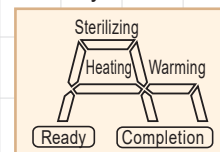
Prevents culture media from coagulating after sterilization.

Heating-warming course



Extremely convenient for dissolving culture media and warming

Memory recall



Preferred operating conditions can be recalled up easily.

Easily viewable" work monitor"

The LED display shows working status for easy monitoring. The process being performed is indicated by an LED indication lamp blinking in red.



The illuminated display on the operating panel shown in the picture is different from the actual display at the time of operation.

Large indication lamp "Operated"

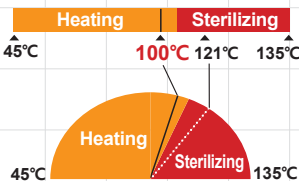
An easily viewable large indication "Operated" is provided at the upper section of the operating panel. Depending on the pressure status (normal pressure/pressureis applied), the displayed color changes.

Auto-variable exhaust speed

A function allowing the exhaust valve to open automatically after completion of sterilization is provided. The exhaust speed can be set to one of six levels(set to variablefor liquid sterilization) .

Setting to 100 °C is possible.

Variable temperature setting such as to 100 °C as well as to 121 °C has been made possible. The temperature can be set within the range from 45 °C to 135 °C in steps of one degree (heating mode up to 104 °C) .



Pressure fine adjustment function

When the balance between the temperature and pressure deviates during sterilization, fine exhausting is carried out automatically in order to adjust the best chamber condition.

Timer function

The operation starting time can be preset easily. By presetting the start of operation, otherwise wasted periods at night or early morning, can be used effectively.

Lid interlock

A safety device (lid interlock mechanism) for locking the lid during operation is provided. A high level of safety is assured to prevent unanticipated accidents.

Water level detector

A safety device (water level detector) for preventing dry heating is provided. The device is designed to detect the water level through the micro electrolytes of the sterilizing water.

OPTION

External sensor for the articles to be sterilized

Sensor for directly detecting the temperature of articles to be sterilized. More reliable sterilization monitor can be carried out.

Data output

The temperature data, pressure data, etc. can be exported. The temperature can be recorded when the external recorder is connected.

External sensor and recorder

A temperature sensor and recorder independent of the autoclaves. The chamber temperature can be recorded.

Functions & Features

- Liquid sterilizing
- Heating
- Warming
- Check
- Last-run memory
- Built-in steam exhaust bottle
- Flat internal surface of the chamber
- Lid opening/closing detection mechanism
- Exhaust bottle
- detection mechanism
- Leakage breaker provided

Specifications

Model	SX-300		SX-500		SX-700	
Operating temperature range	Sterilizing	105 ~ 135°C (0.019MPa ~ 0.212MPa)				
	Heating	45 ~ 104°C (0 ~ 0.015MPa)				
	Warming	45 ~ 95°C				
Maximum operating pressure	0.263MPa			0.25MPa		
Temperature	Display	Digital				
Pressure gauge	Display	Analog				
	Display range	0 ~ 0.4MPa				
Heat source	1.5 kW electric heater		2.0 kW electric heater		3.0kW electric heater	
Safety device	<ul style="list-style-type: none"> •Water level sensor •Current leakage breaker •Lid interlock •Over-heat prevention •Over-pressure prevention •Open temperature sensor detection •Safety valve 					
Time	Display	Digital				
	Display range	0 : 00 ~ 9 : 59 (changeable)				
	Heating					
	Warming	0 ~ 99 hours				
Chamber dimensions	φ325×553mm		φ325×733mm		φ370×774mm	
Effective diameter × Effective depth	φ315×458mm		φ315×638mm		φ360×675mm	
Chamber capacity	Effective internal volume: 36 L Internal volume of the chamber: 44 L		Effective internal volume: 50 L Internal volume of the chamber: 58 L		Effective internal volume: 69 L Internal volume of the chamber: 79 L	
Chamber material	SUS304					
Dimensions (mm)	410W, 477D, 790H (Withprojection: 574 D)		410W, 477D, 970H (Withprojection: 574 D)		470W, 528D, 1003H (Withprojection: 625 D)	
Weight	50kg		60kg		72kg	
Rated voltage	120V AC					--
	230V AC					--
Power input	13A/120V		17A/120V		--	
	7A/230V		9A/230V		13A/230V	
Required power supply	Single-phase 120 V AC (50/60Hz) 15A or more		Single-phase 120 V AC (50/60 Hz) 20A or more		--	
	Single-phase 230 V AC (50/60Hz) 10A or more		Single-phase 230 V AC (50/60 Hz) 15A or more		Single-phase 230 V AC (50/60Hz) 15A or more	
Power consumption (calorific power)	1.5kW (1290kcal/h)		2kW (1720kcal/h)		3kW (2580kcal/h)	
Environmental Conditions	When operating the autoclave, observe the environmental conditions given below. Ambient temperature: 10 to 35°C Atmospheric pressure: 860 to 1060hPa Relative humidity: 30 to 85% Maximum gradient: 2°					
Accessories	Stainless basket (φ300 x181 mm) 1 Stainless baskets (φ300 x 181 mm) 2 Stainless basket (φ345×181mm) 2 Chamber bottom plate 1, Caster stoppers 4, Operation manual 1, Clear folder (for storing the operation manual) 1, Screw (for attaching the clear folder) 1, Warranty card 1, Customer card 1, Inspection sheet 1					

Accessories



Stainless Basket

The entire basket is made of punched metal and is designed for easy penetration of steam.



Stainless Bucket

Bucket without holes to prevent leakage of liquid from articles being sterilized.



Stainless Long Basket

Optimal for sterilizing the sterilizing bag. The structure of the lower section is without holes.



Stand for Testing Durham's Tubes

Convenient for sterilizing test tubes containing culture media. Can be used as a stand independently.



Sterilizing Bag

Sterilizing bags fit to the vessel dimensions of each model are available.

Polyscientific Enterprise Sdn Bhd

百利企业有限公司 152064 D

Melaka (HQ)
272, Taman Asean,
Jalan Malim,
75250 Melaka

Shah Alam
14, Jalan Serendah 26/39,
Kawasan Perindustrian HICOM,
40400 Shah Alam, Selangor

Penang
16, Jalan Sungai Tiram 7,
11900 Bayan Lepas,
Penang

Johor
No. 365 Jalan Ekoperniagaan 11,
Taman Ekoperniagaan 2,
Senai Airport City, 81400 Senai,
Johor

T +606 3350690 F +606 3351631

T +603 51036920 F +603 51036980

T +604 6371500 F +604 6371600

T +607 5955243 F +607 5955745

info@polyscientific.com.my

www.poly.my